

Index products	Page
MONO_i HEAT-SHRINKABLE MV INDOOR TERMINATIONS FOR SINGLE CORE POLYMERIC CABLES WITH C _u WIRE OR TAPE SCREEN	16
MONO_e HEAT-SHRINKABLE MV OUTDOOR TERMINATIONS FOR SINGLE CORE POLYMERIC CABLES WITH C _u WIRE OR TAPE SCREEN	17
TTGI1 HEAT-SHRINKABLE MV INDOOR TERMINATION FOR SINGLE CORE POLYMERIC CABLES WITH C _u WIRE OR TAPE SCREEN	18
TTGE1 HEAT-SHRINKABLE MV OUTDOOR TERMINATION FOR SINGLE CORE POLYMERIC CABLES WITH C _u WIRE OR TAPE SCREEN	19
TTGI1 ZI HEAT-SHRINKABLE MV INDOOR TERMINATION FOR SINGLE CORE POLYMERIC CABLES WITH C _u WIRE OR TAPE SCREEN, AWA ARMORED	20
TTGE1 ZI HEAT-SHRINKABLE MV OUTDOOR TERMINATION FOR SINGLE CORE POLYMERIC CABLES WITH C _u WIRE OR TAPE SCREEN, AWA ARMORED	21
TTGI3 W HEAT-SHRINKABLE MV INDOOR TERMINATION FOR THREE CORE POLYMERIC CABLES WITH STA OR SWA ARMOR	22
TTGE3 W HEAT-SHRINKABLE MV OUTDOOR TERMINATION FOR THREE CORE POLYMERIC CABLES WITH STA OR SWA ARMOR	23
TTCI3 W HEAT-SHRINKABLE MV INDOOR TERMINATIONS FOR BELTED PILC CABLES WITH ARMOR	24
TTCE3 W HEAT-SHRINKABLE MV OUTDOOR TERMINATIONS FOR BELTED PILC CABLES WITH ARMOR	25
TTGIC3 W HEAT-SHRINKABLE MV INDOOR TERMINATIONS FOR PAPER INSULATED INDIVIDUALLY LEAD SHEATHED CABLES	26
TTGEC3 W HEAT-SHRINKABLE MV OUTDOOR TERMINATIONS FOR PAPER INSULATED INDIVIDUALLY LEAD SHEATHED CABLES	27
TK HEAT-SHRINKABLE TRIFURCATIONS KITS FOR MV APPLICATIONS	28

HEAT-SHRINKABLE MV INDOOR TERMINATIONS FOR SINGLE CORE POLYMERIC CABLES WITH Cu WIRE OR TAPE SCREEN

Up to 19/33 (36) kV

Application

The "MONOi" terminations are a single component solution, for single core polymeric cables.

Technical description

The "MONOi" indoor terminations are designed for max system voltages of 36 kV, for compact switchgears as well as for installations where space is limited.

Easy, quick to install, reducing installation time and errors.

The kit consists of a stress control mastic strip, a co extruded dual wall tube and red anti-tracking sealing mastic.

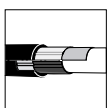
Add on kit for armored cables are available separately.

Each MONOi termination kit contains material to allow for 3 phase installation.

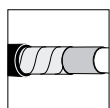


Type tested acc.:
Cenelec HD 629.1 S2
IEC 60502-4

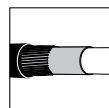
voltage Um kV	type	application range (mm ²)	L (mm)
12	3x12MONOi 1.95	25 ÷ 95	260
12	3x12MONOi 1.240	70 ÷ 240	260
12	3x12MONOi 1.400	185 ÷ 400	280
12	3x12MONOi 1.630	400 ÷ 630	310
24	3x24MONOi 1.95	25 ÷ 95	320
24	3x24MONOi 1.240	70 ÷ 240	320
24	3x24MONOi 1.400	185 ÷ 400	340
24	3x24MONOi 1.630	400 ÷ 630	370
36	3x36MONOi 1.95	25 ÷ 95	420
36	3x36MONOi 1.240	70 ÷ 240	420
36	3x36MONOi 1.400	185 ÷ 400	440
36	3x36MONOi 1.630	400 ÷ 630	460



For cables with AL foil screen/ vapor screen please contact our sales office.



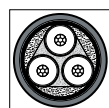
Please add a the letter "A" at the end of the product code for cables with Cu tape screen.



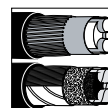
Earth kit included for cables with wire screens.



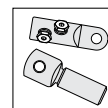
For other cable types please contact our sales office.



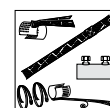
Trifurcating kits "TK" available separately. Please see available sizes of specific catalogue page.



Various earth connection design solutions exist for armoring. For exact details contact our sales office.



Design accommodates various lug types.



Various earth connection kits are available for screen connection. For exact details contact our sales office.

HEAT-SHRINKABLE MV OUTDOOR TERMINATIONS FOR SINGLE CORE POLYMERIC CABLES WITH Cu WIRE OR TAPE SCREEN

Up to 19/33 (36) kV

Application

The "MONOe" terminations are a single component solution, for single core polymeric cables.

Technical description

The "MONOe" outdoor terminations are designed for max system voltages of 36 kV.

Easy, quick to install, reducing installation time and errors.

The kit consists of a stress control mastic strip, a co extruded dual wall tube, red anti-tracking sealing mastic and anti-tracking rain sheds.

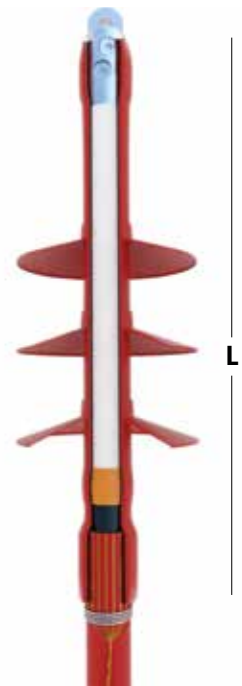
Add on kit for armored cables are available separately.


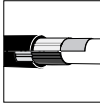
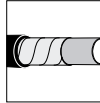
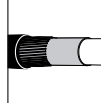


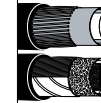
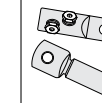
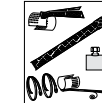
Each MONOe termination kit contains material to allow for 3 phase installation.



Type tested acc.:
Cenelec HD 629.1 S2
IEC 60502-4

voltage Um kV	type	application range (mm ²)	L (mm)
12	3x12MONOe 1.95	25 ÷ 95	390
12	3x12MONOe 1.240	70 ÷ 240	390
12	3x12MONOe 1.400	185 ÷ 400	410
12	3x12MONOe 1.630	400 ÷ 630	440
24	3x24MONOe 1.95	25 ÷ 95	410
24	3x24MONOe 1.240	70 ÷ 240	410
24	3x24MONOe 1.400	185 ÷ 400	440
24	3x24MONOe 1.630	400 ÷ 630	490
36	3x36MONOe 1.95	25 ÷ 95	470
36	3x36MONOe 1.240	70 ÷ 240	470
36	3x36MONOe 1.400	185 ÷ 400	500
36	3x36MONOe 1.630	400 ÷ 630	520



								
Designed for outdoor application.	For cables with AL foil screen/ vapor screen please contact our sales office.	Please add the letter "A" at the end of the product code for cables with Cu tape screen.	Earth kit included for cables with wire screens.	For other cable types please contact our sales office.	Trifurcating kits "TK" available separately. Please see available sizes of specific catalogue page.	Various earth connection design solutions exist for armoring. For exact details contact our sales office.	Design accommodates various lug types.	Various earth connection kits are available for screen connection. For exact details contact our sales office.

HEAT-SHRINKABLE MV INDOOR TERMINATION FOR SINGLE CORE POLYMERIC CABLES WITH Cu WIRE OR TAPE SCREEN

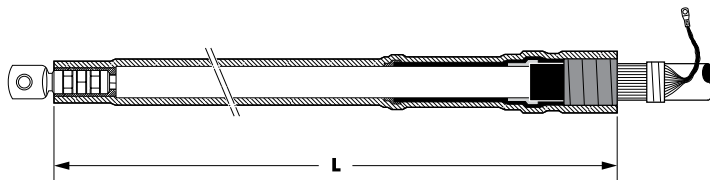
Up to 20,8/36 (42) kV

Application

TTGI1 heat-shrinkable medium voltage terminations are designed for single core unarmored plastic insulated cables with Cu wire/tape screen.

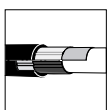
Technical description

The TTGI indoor terminations utilize stress control tubing together with stress control mastic to control the electric field. The lug, mechanical or crimp, is covered with anti-tracking mastic to create complete environmental seal. Anti-tracking mastic is also used to seal the earth connection at the bottom of the termination. GT2 anti-tracking tube completes the termination.

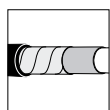


Type tested acc.:
Cenelec HD 629.1 S2
IEC 60502-4

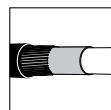
voltage Um kV	type	application range (mm ²)	L (mm)
17	17TTGI1.50i	25-50	480
17	17TTGI1.120i	70-120	480
17	17TTGI1.300i	150-300	480
17	17TTGI1.630i	400-630	480
17	17TTGI1.1200i	630-1200	480
17	17TTGI1.1600i	1200-1600	480
24	24TTGI1.95i	25-95	520
24	24TTGI1.240i	50-240	520
24	24TTGI1.630i	300-630	520
24	24TTGI1.1200i	630-1200	520
36	36TTGI1.150i	35-150	620
36	36TTGI1.300i	150-300	620
36	36TTGI1.630i	400-630	620
36	36TTGI1.1200i	630-1200	620
42	42TTGI1.150i	50-150	680
42	42TTGI1.300i	150-300	680
42	42TTGI1.400i	185-400	680
42	42TTGI1.630i	400-630	680
42	42TTGI1.1000i	600-1000	680



For cables with AL foil screen/ vapor screen please contact our sales office.



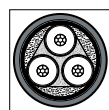
Please add the letter "A" at the end of the product code for cables with Cu tape screen.



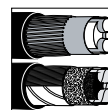
Earth kit included for cables with wire screens.



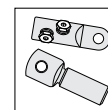
For other cable types please contact our sales office.



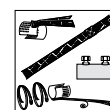
Trifurcating kits "TK" available separately. Please see available sizes of specific catalogue page.



Various earth connection design solutions exist for armoring. For exact details contact our sales office.



Design accommodates various lug types.



Various earth connection kits are available for screen connection. For exact details contact our sales office.

HEAT-SHRINKABLE MV OUTDOOR TERMINATION FOR SINGLE CORE POLYMERIC CABLES WITH Cu WIRE OR TAPE SCREEN

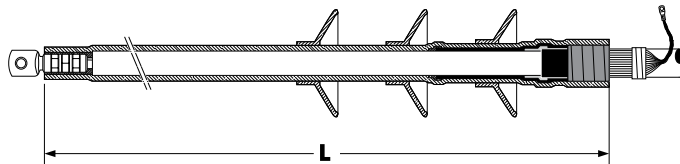
Up to 20,8/36 (42) kV

Application

TTGE1 heat-shrinkable medium voltage terminations are designed for single core unarmored plastic insulated cables with Cu wire/tape screen.

Technical description


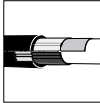
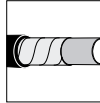
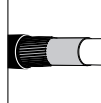


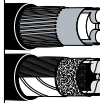
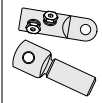
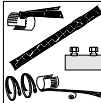
The TTGE outdoor terminations utilize stress control tubing together with stress control mastic to control the electric field. The lug, mechanical or crimp, is covered with anti-tracking mastic to create complete environmental seal. Anti-tracking mastic is also used to seal the earth connection at the bottom of the termination. GT2 anti-tracking tube and anti-tracking rain sheds complete the termination.



Type tested acc.:
Cenelec HD 629.1 S2
IEC 60502-4

voltage Um kV	type	application range (mm ²)	L (mm)
17	17TTGE1.50i	25-50	480
17	17TTGE1.120i	70-120	480
17	17TTGE1.300i	150-300	480
17	17TTGE1.630i	400-630	480
17	17TTGE1.1200i	630-1200	480
17	17TTGE1.1600i	1200-1600	480
24	24TTGE1.95i	25-95	520
24	24TTGE1.240i	50-240	520
24	24TTGE1.630i	300-630	520
24	24TTGE1.1200i	630-1200	520
36	36TTGE1.150i	35-150	620
36	36TTGE1.300i	150-300	620
36	36TTGE1.630i	400-630	620
36	36TTGE1.1200i	630-1200	620
42	42TTGE1.150i	50-150	680
42	42TTGE1.300i	150-300	680
42	42TTGE1.400i	185-400	680
42	42TTGE1.630i	400-630	680
42	42TTGE1.1000i	630-1000	680



								
Designed for outdoor application.	For cables with AL foil screen/ vapor screen please contact our sales office.	Please add the letter "A" at the end of the product code for cables with Cu tape screen.	Earth kit included for cables with wire screens.	For other cable types please contact our sales office.	Trifurcating kits "TK" available separately. Please see available sizes of specific catalogue page.	Various earth connection design solutions exist for armoring. For exact details contact our sales office.	Design accommodates various lug types.	Various earth connection kits are available for screen connection. For exact details contact our sales office.

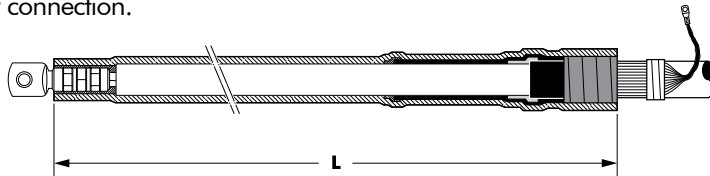
HEAT-SHRINKABLE MV INDOOR TERMINATION FOR SINGLE CORE POLYMERIC CABLES WITH Cu WIRE OR TAPE SCREEN, AWA ARMORED
Up to 20,8/36 (42) kV

Application

TTGI1 ZI heat-shrinkable medium voltage indoor terminations for single core plastic insulated cables with either Cu wire screen or Cu tape screen with aluminium wire armour.

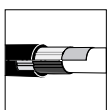

Technical description

The TTGI indoor terminations utilize stress control tubing with stress grading mastic to control the electric field. The cut of the semi-conductive screen on the termination is covered by stress control mastic strip, acting as both stress control and void filler. The stress control tubing completes the control of the electric field. The lug, mechanical or crimped, is covered with anti-tracking mastic to create complete environmental seal. Anti-tracking mastic is also used to seal the earth/armor connection. GT2 anti-tracking tube completes the termination and covers armor connection.

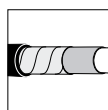


Type tested acc.:
Cenelec HD 629.1 S2
IEC 60502-4

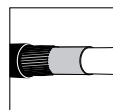
voltage Um kV	type	application range (mm ²)	L (mm)
17	17TTGI1.50Zi	25-50	540
17	17TTGI1.150Zi	70-150	540
17	17TTGI1.400Zi	185-400	540
17	17TTGI1.630Zi	400-630	540
17	17TTGI1.1000Zi	630-1000	540
24	24TTGI1.95Zi	25-95	580
24	24TTGI1.185Zi	70-185	580
24	24TTGI1.400Zi	185-400	580
24	24TTGI1.630Zi	400-630	580
24	24TTGI1.1000Zi	630-1000	580
36	36TTGI1.120Zi	35-120	680
36	36TTGI1.300Zi	95-300	680
36	36TTGI1.630Zi	300-630	680
36	36TTGI1.1000Zi	500-1000	680
42	42TTGI1.120Zi	35-120	820
42	42TTGI1.300Zi	95-300	820
42	42TTGI1.630Zi	300-630	820
42	42TTGI1.1000Zi	500-1000	820



For cables with AL foil screen/ vapor screen please contact our sales office.



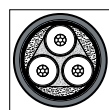
Please add a the letter "A" at the end of the product code for cables with Cu tape screen.



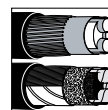
Earth kit included for cables with wire screens.



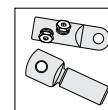
For other cable types please contact our sales office.



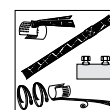
Trifurcating kits "TK" available separately. Please see available sizes of specific catalogue page.



Various earth connection design solutions exist for armoring. For exact details contact our sales office.



Design accommodates various lug types.



Various earth connection kits are available for screen connection. For exact details contact our sales office.

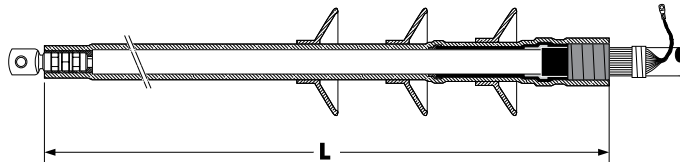
HEAT-SHRINKABLE MV OUTDOOR TERMINATION FOR SINGLE CORE POLYMERIC CABLES WITH Cu WIRE OR TAPE SCREEN, AWA ARMORED
Up to 20,8/36 (42) kV

Application

TTGE1 ZI heat-shrinkable outdoor terminations are designed for single core plastic insulated cables with Cu wire or tape screen and aluminium wire armouring.


Technical description


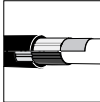
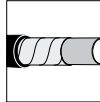
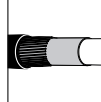


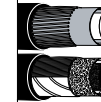
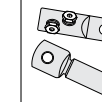
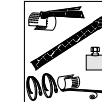
The TTGE outdoor terminations utilize stress control tubing with stress grading mastic to control the electric field. The cut of the semi-conductive screen on the termination is covered by stress control mastic strip, acting as both stress control and void filler. The stress control tubing completes the control of the electric field. The lug, mechanical or crimped, is covered with anti-tracking mastic to create complete environmental seal. Anti-tracking mastic is also used to seal the earth/armor connection. GT2 anti-tracking tube completes the termination and covers armor connection. Rain sheds are included in the kit.



Type tested acc.:
Cenelec HD 629.1 S2
IEC 60502-4

voltage Um kV	type	application range (mm ²)	L (mm)
17	17TTGE1.50Zi	25-50	540
17	17TTGE1.150Zi	70-150	540
17	17TTGE1.400Zi	185-400	540
17	17TTGE1.630Zi	400-630	540
17	17TTGE1.1000zi	630-1000	540
24	24TTGE1.95Zi	25-95	580
24	24TTGE1.185Zi	70-185	580
24	24TTGE1.400Zi	185-400	580
24	24TTGE1.630Zi	400-630	580
24	24TTGE1.1000Zi	630-1000	580
36	36TTGE1.120Zi	35-120	680
36	36TTGE1.300Zi	95-300	680
36	36TTGE1.630Zi	300-630	680
36	36TTGE1.1000Zi	500-1000	680
42	42TTGE1.120Zi	35-120	820
42	42TTGE1.300Zi	95-300	820
42	42TTGE1.630Zi	300-630	820
42	42TTGE1.1000Zi	500-1000	820



								
Designed for outdoor application.	For cables with AL foil screen/ vapor screen please contact our sales office.	Please add the letter "A" at the end of the product code for cables with Cu tape screen.	Earth kit included for cables with wire screens.	For other cable types please contact our sales office.	Trifurcating kits "TK" available separately. Please see available sizes of specific catalogue page.	Various earth connection design solutions exist for armoring. For exact details contact our sales office.	Design accommodates various lug types.	Various earth connection kits are available for screen connection. For exact details contact our sales office.

HEAT-SHRINKABLE MV INDOOR TERMINATION FOR THREE CORE POLYMERIC CABLES W. STA OR SWA ARMOR

Up to 20,8/36 (42) kV

Application

TTGI3 W heat-shrinkable indoor terminations are designed for armored three core plastic insulated cables with Cu wire or tape screen.

Technical description

The TTGI indoor terminations utilize stress control tubing together with stress control mastic to control the electric field.

The lug, mechanical or crimp, is covered with anti-tracking mastic to create a complete environmental seal.

Non tracking breakout seals the cable crutch area.

Anti-tracking mastic is used to seal the earth and armour connection at the bottom of the termination.

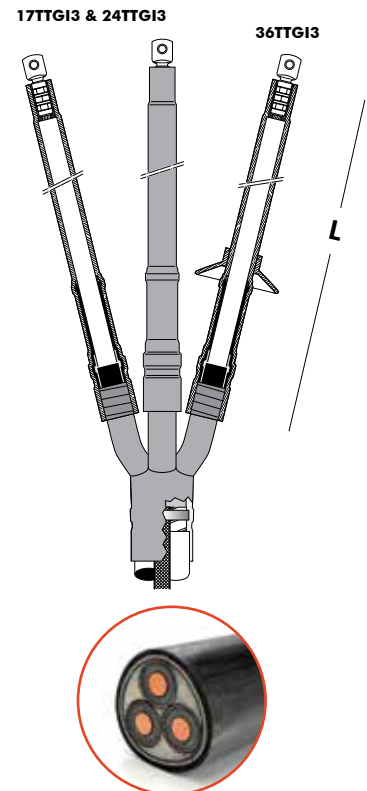
GT2 anti-tracking tube completes the termination.

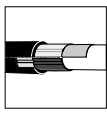
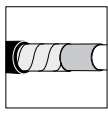
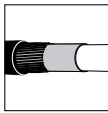

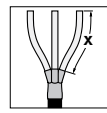
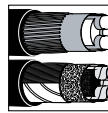
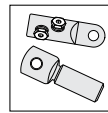
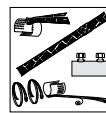
Right angle or straight heat-shrinkable boots are available on request.



Type tested acc.:
Cenelec HD 629.1 S2
IEC 60502-4

voltage Um kV	type	application range (mm ²)	L (mm)
7,2	6TTGI3.50W	25-50	480
7,2	6TTGI3.150W	70-120	480
7,2	6TTGI3.240W	150-300	480
17	17TTGI3.50W	25-50	480
17	17TTGI3.120W	70-120	480
17	17TTGI3.300W	150-300	480
17	17TTGI3.630W	400-630	480
24	24TTGI3.95W	25-95	580
24	24TTGI3.240W	50-240	580
24	24TTGI3.630W	300-630	580
36	36TTGI3.120W	35-120	960
36	36TTGI3.300W	150-300	960
36	36TTGI3.400W	240-400	960
42	42TTGI3.120W	35-120	1200
42	42TTGI3.300W	150-300	1200
42	42TTGI3.400W	240-400	1200



							
For cables with AL foil screen/ vapor screen please contact our sales office.	Earth kit included for cables with tape screens.	Earth kit included for cables with wire screens.	For other cable types please contact our sales office.	Various tail length exist, please check requirements of your end customer and inform our sales office accordingly.	Various earth connection design solutions exist for armoring. For exact details contact our sales office.	Design accommodates various lug types.	Various earth connection kits are available for screen connection. For exact details contact our sales office.

HEAT-SHRINKABLE MV OUTDOOR TERMINATION FOR THREE CORE POLYMERIC CABLES W. STA OR SWA ARMOR
Up to 20,8/36 (42) kV

Application

TTGE3 W heat-shrinkable outdoor terminations are designed for armored three core plastic insulated cables with Cu wire or tape screen.

Technical description

The TTGE outdoor terminations utilize stress control tubing together with stress control mastic to control the electric field.

The lug, mechanical or crimp, is covered with anti-tracking mastic to create complete environmental seal.

Non tracking breakout seals the cable crutch area.

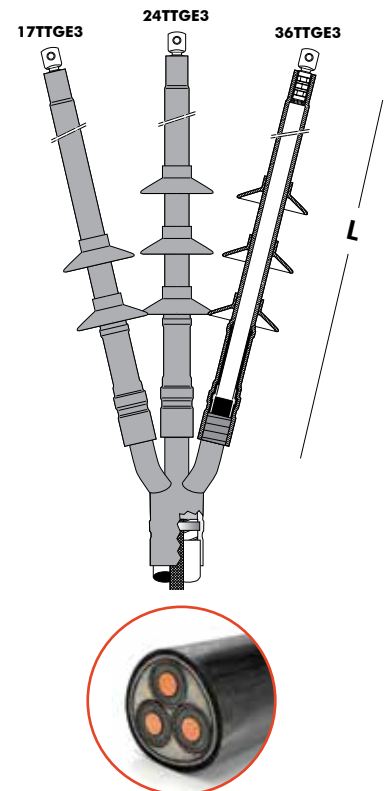
Anti-tracking mastic is used to seal the earth and armour connection at the bottom of the termination.


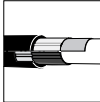
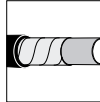
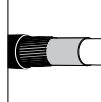

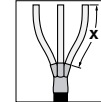
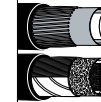
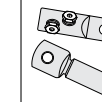
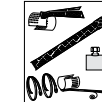
GT2 anti-tracking tube and DPA anti-tracking rain sheds complete the termination.



Type tested acc.:
Cenelec HD 629.1 S2
IEC 60502-4

voltage Um kV	type	application range (mm ²)	L (mm)
7,2	6TTGE3.50W	25-50	580
7,2	6TTGE3.150W	70-120	580
7,2	6TTGE3.240W	150-300	580
17	17TTGE3.50W	25-50	580
17	17TTGE3.120W	70-120	580
17	17TTGE3.300W	150-300	580
17	17TTGE3.630W	400-630	580
24	24TTGE3.95W	25-95	680
24	24TTGE3.240W	50-240	680
24	24TTGE3.630W	300-630	680
36	36TTGE3.120W	35-120	1200
36	36TTGE3.300W	150-300	1200
36	36TTGE3.400W	240-400	1200
42	42TTGE3.120W	35-120	1200
42	42TTGE3.300W	150-300	1200
42	42TTGE3.400W	240-400	1200



								
Designed for outdoor application.	For cables with AL foil screen/ vapor screen please contact our sales office.	Earth kit included for cables with tape screens.	Earth kit included for cables with wire screens.	For other cable types please contact our sales office.	Various tail length exist, please check requirements of your end customer and inform our sales office accordingly.	Various earth connection design solutions exist for armoring. For exact details contact our sales office.	Design accommodates various lug types.	Various earth connection kits are available for screen connection. For exact details contact our sales office.

HEAT-SHRINKABLE MV INDOOR TERMINATIONS FOR BELTED PILC CABLES W. ARMOR
Up to 8,7/15 (17,5) kV

Application

TTCI3 W heat-shrinkable indoor terminations for three core armored MIND/PILC belted paper cables up to 17kV.

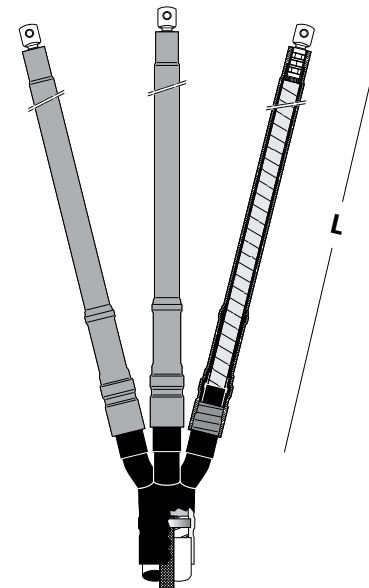
Technical description

The cables cores are covered with oil resistant tubing.
The crotch area and gaps are filled and covered with stress grading mastic.
A 3 finger semi-conductive breakout then covers the crotch.
Stress grading mastic is applied over the breakout fingers, covered by stress control tubing.
GT2 anti-tracking tubes covers each core and the lugs.
Anti-tracking mastic is applied over the lugs, earthing and armour.
The environmental seal of the armour connection is made with GT3 adhesive lined, medium wall tubing.

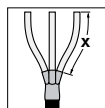


Type tested acc.:
Cenelec HD 629.2 S2
IEC 60502-5

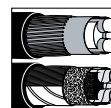
voltage Um kV	type	application range (mm ²)	L (mm)
17	17TTCI3.50W	25-50	680
17	17TTCI3.120W	50-120	680
17	17TTCI3.300W	120-300	680



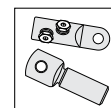
For other cable types please contact our sales office.



Various tail length exist, please check requirements of your end customer and inform our sales office accordingly.



Various earth connection design solutions exist for armoring. For exact details contact our sales office.



Design accommodates various lug types.

HEAT-SHRINKABLE MV OUTDOOR TERMINATIONS FOR BELTED PILC CABLES W. ARMOR Up to 8,7/15 (17,5) kV

Application

TTCE3 W heat-shrinkable outdoor terminations for three core armored MIND/PILC belted paper cables up to 17kV

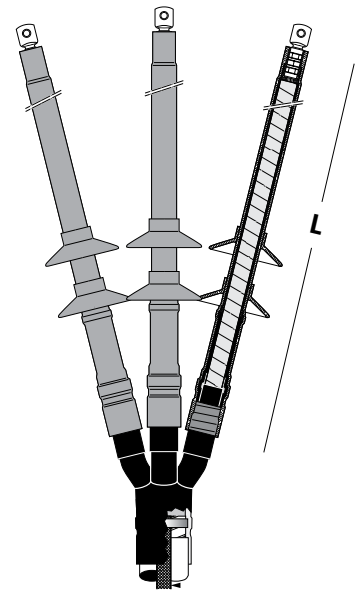
Technical description

The cables cores are covered with oil resistant tubing.
 The crotch area and gaps are filled and covered with stress control mastic.
 A 3 finger semi-conductive breakout then covers the crotch.
 Stress control mastic is applied over the breakout fingers, covered by stress control tubing.
 Anti-tracking mastic is applied over the lugs, earthing and armour.
 GT2 anti-tracking tubes covers each core and the lugs.
 Anti-tracking rain sheds are applied on each core to complete the termination.
 The environmental seal of the armour connection is made with GT3 adhesive lined medium wall tubing.



Type tested acc.:
 Cenelec HD 629.2 S2
 IEC 60502-5

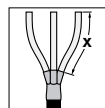
voltage Um kV	type	application range (mm ²)	L (mm)
17	17TTCE3.50W	25-50	680
17	17TTCE3.120W	50-120	680
17	17TTCE3.300W	120-300	680



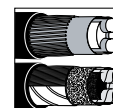
Designed for outdoor application.



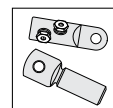
For other cable types please contact our sales office.



Various tail length exist, please check requirements of your end customer and inform our sales office accordingly.



Various earth connection design solutions exist for armoring. For exact details contact our sales office.



Design accommodates various lug types.

HEAT-SHRINKABLE MV INDOOR TERMINATIONS FOR PAPER INSULATED INDIVIDUALLY LEAD SHEATHED CABLES
Up to 19/33 (36) kV

Application

TTGIC3 W heat-shrinkable indoor terminations are designed for MIND individually lead sheathed cables with armour.

Technical description

The cables cores are prepared, the lead sheath is exposed and earthed. The stress grading mastic covers the screen cut area onto the paper insulation. The lug is covered with silicone rubber tape.

Oil resistant tubing covers the cores.

Silicone rubber tape is used to block oil migration at the top and bottom of oil resistant tubing.

Stress control tubing is placed over oil barrier tube overlapping onto the lead sheath.

The crotch area and gaps are filled and covered with anti-tracking red mastic.

The crotch is covered with anti-tracking trifurcating breakout.

GT2 anti-tracking tubes covers the cores and additional GT2 tube is used for lug sealing.

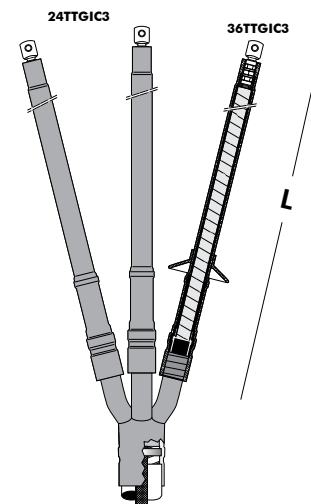
Armor and earth connection are included in the kit.



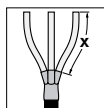
Type tested acc.:
Cenelec HD 629.2 S2
IEC 60502-5

voltage Um kV	type	application range (mm ²)	L (mm)
24	24TTGIC3.95W	25-95	680
24	24TTGIC3.240W	50-240	680
24	24TTGIC3.400W	185-400	680
36	36TTGIC3.120W	35-120	960
36	36TTGIC3.300W	150-300	960
36	36TTGIC3.400W	240-400	960

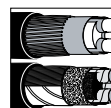
For cables with metallized paper screen and common lead sheath, please contact our sales representative.



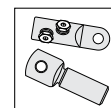
For other cable types please contact our sales office.



Various tail length exist, please check requirements of your end customer and inform our sales office accordingly.



Various earth connection design solutions exist for armoring. For exact details contact our sales office.



Design accommodates various lug types.

HEAT-SHRINKABLE MV OUTDOOR TERMINATIONS FOR PAPER INSULATED INDIVIDUALLY LEAD SHEATHED CABLES
Up to 19/33 (36) kV

Application

TTGEC3 W heat-shrinkable outdoor terminations are designed for MIND individually lead sheathed cables with armour.

Technical description

The cables cores are prepared, the lead sheath is exposed and earthed. The stress grading mastic covers the screen cut area onto the paper insulation. The lug is covered with silicone rubber tape.

Oil resistant tubing covers the cores.

Silicone rubber tape is used to block oil migration at the top and bottom of oil resistant tubing.

Stress control tubing is placed over oil barrier tube overlapping onto the lead sheath.

The crotch area and gaps are filled and covered with anti-tracking red mastic and is covered with a 3 finger anti-tracking breakout.

GT2 anti-tracking tubes protects the cores and additional GT2 tube is used for lug sealing.

Anti-tracking rain sheds are applied.

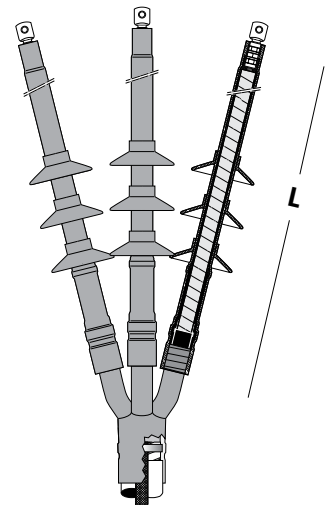
Armor and earth connection are included in the kit.



Type tested acc.:
Cenelec HD 629.2 S2
IEC 60502-5

voltage Um kV	type	application range (mm ²)	L (mm)
24	24TTGEC3.95W	25-95	680
24	24TTGEC3.240W	50-240	680
24	24TTGEC3.400W	185-400	680
36	36TTGEC3.120W	35-120	1200
36	36TTGEC3.300W	150-300	1200
36	36TTGEC3.400W	240-400	1200

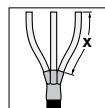
For cables with metallized paper screen and common lead sheath, please contact our sales representative.



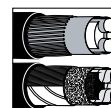
Designed for outdoor application.



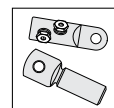
For other cable types please contact our sales office.



Various tail length exist, please check requirements of your end customer and inform our sales office accordingly.



Various earth connection design solutions exist for armoring. For exact details contact our sales office.



Design accommodates various lug types.

HEAT-SHRINKABLE TRIFURCATIONS KITS FOR MV APPLICATIONS Up to U_{max} 19/33 (36) kV

Application

Designed to accommodate various single or three core cable terminations.

Technical description

The TK/1 kit consists of an anti-tracking breakout for the cable crotch area, 3pcs of GT2 anti-tracking tubes cover the cores.

The TK kit has the same components like TK/1 but has additional earth kit included for the armor.



TK/1
Unarmored cables

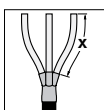


TK
Armored cables

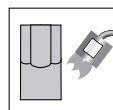


Type tested acc.:
Cenelec HD 629.1 S2
IEC 60502-4

voltage U _m kV	type	application range (mm ²)
12/17	TK1 - TK1/1	25 ÷ 185
	TK2 - TK2/1	95 ÷ 185
	TK3 - TK3/1	120 ÷ 300
	TK4 - TK4/1	185 ÷ 400
24	TK1 - TK1/1	25 ÷ 120
	TK2 - TK2/1	70 ÷ 185
	TK3 - TK3/1	150 ÷ 300
	TK4 - TK4/1	185 ÷ 400
36	TK1 - TK1/1	50
	TK2 - TK2/1	50 ÷ 120
	TK3 - TK3/1	120 ÷ 240
	TK4 - TK4/1	150 ÷ 400



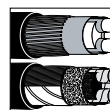
Various tail length exist, please check requirements of your end customer and inform our sales office accordingly.



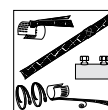
Contact our sales office for selecting exact breakout type.



For other cable types please contact our sales office.



Various earth connection design solutions exist for armoring. For exact details contact our sales office.



Various earth connection kits are available for screen connection. For exact details contact our sales office.

Index products	Page
GTS1 W HEAT-SHRINKABLE MV STRAIGHT JOINTS FOR UNARMORED SINGLE CORE POLYMERIC CABLES WITH Cu WIRE OR TAPE SCREEN	30
GTS1 KZ HEAT-SHRINKABLE MV STRAIGHT JOINTS FOR AWA ARMORED SINGLE CORE POLYMERIC CABLES WITH Cu WIRE OR TAPE SCREEN	31
GTS3 W HEAT-SHRINKABLE MV STRAIGHT JOINTS FOR THREE CORE POLYMERIC CABLES WITHOUT ARMOR	32
GTS3 K HEAT-SHRINKABLE MV STRAIGHT JOINTS FOR THREE CORE POLYMERIC CABLES WITH ARMOR	33
GTS3.1 W HEAT-SHRINKABLE MV TRANSITION JOINTS FOR 3X SINGLE CORE POLYMERIC TO THREE CORE POLYMERIC CABLES WITHOUT ARMOR	34
GTC3 K/KB HEAT-SHRINKABLE MV STRAIGHT JOINTS FOR PAPER INSULATED (MIND, BELTED), COMMON LEAD SHEATHED WITH ARMOR GTC3 K, OR INDIVIDUALLY LEAD SHEATED CABLES GTC3 KB	35
GTM3 K/KB HEAT-SHRINKABLE MV TRANSITION JOINTS FROM 3X SINGLE CORE POLYMERIC CABLES TO 3X MIND (PILC) COMMON LEAD SHEATHED ARMORED CABLES GTM3 K, OR INDIVIDUALLY LEAD SHEATHED CABLES GTM3 KB	36
GTM3.1 W HEAT-SHRINKABLE MV TRANSITION JOINTS FOR 3X SINGLE CORE POLYMERIC CABLES TO THREE CORE MIND (PILC) WITHOUT ARMOR	37
GRS1 TAPED, RESIN INJECTED STRAIGHT THROUGH JOINTS FOR UNARMORED MV SINGLE CORE POLYMERIC CABLES	38
GRS3 TAPED, RESIN INJECTED STRAIGHT THROUGH JOINTS FOR UNARMORED MV THREE CORE POLYMERIC CABLES	39

HEAT-SHRINKABLE MV STRAIGHT JOINTS FOR UNARMORED SINGLE CORE POLYMERIC CABLES WITH Cu WIRE OR TAPE SCREEN
up to U_{max} 20,8/36 (42) kV

Application

GTS1 heat-shrinkable straight joints are designed for unarmored, plastic insulated cables with Cu wire or tape screen, to accommodate either crimped or mechanical connectors.

Technical description

Strips of black mastic are used to fill the gap between the connector and the cable insulation.

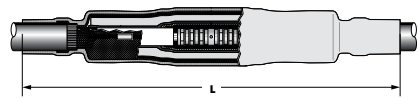
The screen cut and connector are covered by stress grading mastic.

Stress control tubing covers and overlaps the connector and screen cut area. Dual wall screened insulating tube restores the insulation and screen, up to 24kV.

For voltages 36 & 42kV an additional GT2 insulating tubing is applied over the stress control tubing.

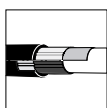
The outer sheath is restored with medium or heavy wall adhesive lined tubing depending on the market and customer specifications.

Screen connection material is included in the kit.

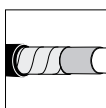


Type tested acc.:
Cenelec HD 629.1 S2
IEC 60502-4

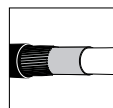
voltage Um kV	type	application range sez. (mm ²)	L (mm)
17	17GTS1.95W	25-95	600
17	17GTS1.240W	95-240	600
17	17GTS1.630W	240-630	750
17	17GTS1.1000W	630-1000	1000
17	17GTS1.1600W	1000-1600	1200
24	24GTS1.50W	25-50	600
24	24GTS1.240W	50-240	600
24	24GTS1.400W	150-400	750
24	24GTS1.1000W	500-1000	1000
36	36GTS1.95W	35-95	750
36	36GTS1.240W	70-240	1000
36	36GTS1.500W	185-500	1000
36	36GTS1.800W	400-800	1200
36	36GTS1.1200W	630-1200	1200
42	42GTS1.95W	25-95	1000
42	42GTS1.240W	95-240	1000
42	42GTS1.400W	185-400	1000
42	42GTS1.630W	400-630	1200
42	42GTS1.1000W	630-1000	1200



For cables with AL foil screen/ vapor screen please contact our sales office.



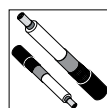
Please add the letter "A" at the end of the product code for cables with Cu tape screen.



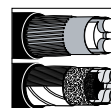
Earth kit included for cables with wire screens.




For other cable types please contact our sales office.



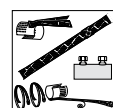
Please contact our sales office when inquiring joints for same type cables with different cross sections.



Various earth connection design solutions exist for armoring. For exact details contact our sales office.



Design accommodates various connector/ferrule types.



Various earth connection kits are available for screen connection. For exact details contact our sales office.

HEAT-SHRINKABLE MV STRAIGHT JOINTS FOR AWA ARMORED SINGLE CORE POLYMERIC CABLES WITH Cu WIRE OR TAPE SCREEN
up to U_{max} 20,8/36 (42) kV

Application

GTS1 KZ heat-shrinkable straight joints are designed for armored, plastic insulated cables with Cu wire or tape screen, to accommodate either crimped or mechanical connectors.

Technical characteristics

Strips of black mastic are used to fill the gap between the connector and the cable insulation.

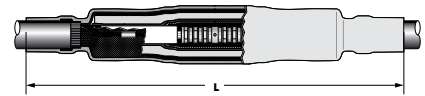
The screen cut and connector are covered by stress grading mastic.

The joint body consists of two tubes.

Stress control tubing covers and overlaps the connector and screen cut area. Dual wall screened insulating tube restores the insulation and screen, up to 24kV.


For voltages 36 & 42kV an additional GT2 insulating tubing is applied over the stress control tubing.

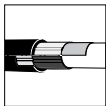
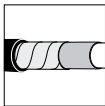
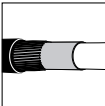

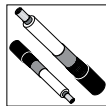
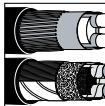
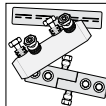
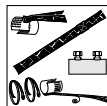
The outer sheath is restored with medium or heavy wall adhesive lined tubing depending on the market and customer specifications. Screen connection and armor continuity (canister) are included in the kit.



Type tested acc.:
Cenelec HD 629.1 S2
IEC 60502-4

voltage Um kV	type	application range sez. (mm ²)	L (mm)
17	17GTS1.35KZ	16-35	1000
17	17GTS1.185KZ	50-185	1200
17	17GTS1.400KZ	240-400	1500
17	17GTS1.630KZ	400-630	1500
17	17GTS1.1000KZ	630-1000	1500
24	24GTS1.70KZ	25-70	1000
24	24GTS1.120KZ	50-120	1200
24	24GTS1.240KZ	120-240	1500
24	24GTS1.500KZ	300-500	1500
24	24GTS1.800KZ	500-800	1500
24	24GTS1.1000KZ	800-1000	1500
36	36GTS1.50KZ	25-50	1000
36	36GTS1.120KZ	70-120	1200
36	36GTS1.300KZ	120-300	1500
36	36GTS1.630KZ	300-630	1500
36	36GTS1.800KZ	500-800	1500
42	42GTS1.95KZ	25-95	1200
42	42GTS1.240KZ	70-240	1200
42	42GTS1.630KZ	300-630	1500
42	42GTS1.800KZ	500-800	1500



							
<p>For cables with AL foil screen/ vapor screen please contact our sales office.</p>	<p>Earth kit included for cables with tape screens.</p>	<p>Earth kit included for cables with wire screens.</p>	<p>For other cable types please contact our sales office.</p>	<p>Please contact our sales office when inquiring joints for same type cables with different cross sections.</p>	<p>Various earth connection design solutions exist for armoring. For exact details contact our sales office.</p>	<p>Design accommodates various connector/ferrule types.</p>	<p>Various earth connection kits are available for screen connection. For exact details contact our sales office.</p>

HEAT-SHRINKABLE MV STRAIGHT JOINTS FOR THREE CORE POLYMERIC CABLES WITHOUT ARMOR Up to 20,8/36 (42) kV

Application

The GTS3 W joints are designed to connect unarmored cables with extruded insulations up to 42kV with Cu wire or tape screen.

Technical description

The screen cut areas and connectors, crimp or shear bolt type are covered with a void filling, stress grading mastic.

Stress control tubing covers the connector and overlaps the screen cut.

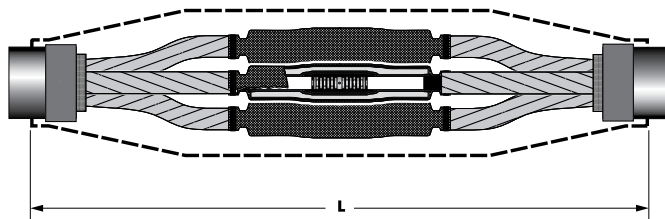
Dual wall screened insulating tubing completes the joint body for voltage levels up to 24kV. 36kV & 42kV kits will include an additional GT2 insulating tube.

The cable outer sheath is rebuilt with either medium or heavy wall tubing depending on market specifications.

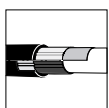

Screen connection material is included in the kit.



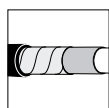
Type tested acc.:
Cenelec HD 629.1 S2
IEC 60502-4



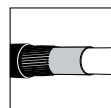
voltage Um kV	type	application range sez. (mm ²)	L (mm)
17	17GTS3.95W	25-95	1200
17	17GTS3.240W	95-240	1400
17	17GTS3.400W	240-400	1600
24	24GTS3.50W	25-50	1400
24	24GTS3.240W	50-240	1600
24	24GTS3.400W	150-400	1800
36	36GTS3.95W	35-95	1400
36	36GTS3.240W	70-240	1600
36	36GTS3.400W	150-400	1800
42	42GTS3.95W	35-95	1400
42	42GTS3.240W	70-240	1600
42	42GTS3.400W	185-400	1800



For cables with AL foil screen/ vapor screen please contact our sales office.



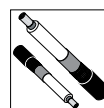
Please add a the letter "A" at the end of the product code for cables with Cu tape screen.




Earth kit included for cables with wire screens.



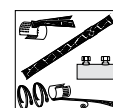
For other cable types please contact our sales office.



Please contact our sales office when inquiring joints for same type cables with different cross sections.



Design accommodates various connector/ferrule types.



Various earth connection kits are available for screen connection. For exact details contact our sales office.

HEAT-SHRINKABLE MV STRAIGHT JOINTS FOR THREE CORE POLYMERIC CABLES WITH ARMOR
Up to 20,8/36 (42) kV

Application

The GTS3 K joints are designed to connect various types of armored cables with extruded insulations up to 42kV with Cu wire or tape screen.

Technical characteristics

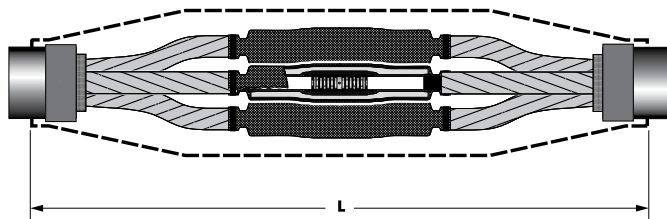
The screen cut areas and connectors, crimp or shear bolt type are covered with a void filling, stress grading mastic.

Stress control tubing covers the connector and overlaps the screen cut.

Dual wall screened insulating tubing completes the joint body for voltage levels up to 24kV. 36kV & 42kV kits will include an additional GT2 insulating tube.

The cable outer sheath is rebuilt with either medium or heavy wall tubing depending on market specifications.

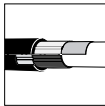
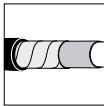
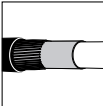

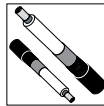
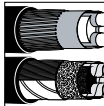
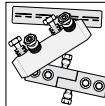
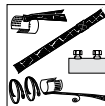
Screen connection and armor continuity material whether SWA, STA, DSTA are included in the kit.



Type tested acc.:
Cenelec HD 629.1 S2
IEC 60502-4

voltage Um kV	type	application range sez. (mm ²)	L (mm)
17	17GTS3.95K	25-95	1200
17	17GTS3.240K	95-240	1400
17	17GTS3.400K	240-400	1600
24	24GTS3.50K	25-50	1400
24	24GTS3.240K	50-240	1600
24	24GTS3.400K	150-400	1800
36	36GTS3.95K	35-95	1400
36	36GTS3.240K	70-240	1600
36	36GTS3.400K	150-400	1800
42	42GTS3.95K	35-95	1400
42	42GTS3.240K	70-240	1600
42	42GTS3.400K	185-400	1800



							
For cables with AL foil screen/ vapor screen please contact our sales office.	Earth kit included for cables with tape screens.	Earth kit included for cables with wire screens.	For other cable types please contact our sales office.	Please contact our sales office when inquiring joints for same type cables with different cross sections.	Various earth connection design solutions exist for armoring. For exact details contact our sales office.	Design accommodates various connector/ferrule types.	Various earth connection kits are available for screen connection. For exact details contact our sales office.

GTS3.1 W

HEAT-SHRINKABLE MV TRANSITION JOINTS FOR 3X SINGLE CORE POLYMERIC TO THREE CORE POLYMERIC CABLES WITH OR WITHOUT ARMOR

Up to 20,8/36 (42) kV

Application

GTS3.1 W joints are designed to connect armored or unarmored 3x core cables to 3x single core.

Technical characteristics

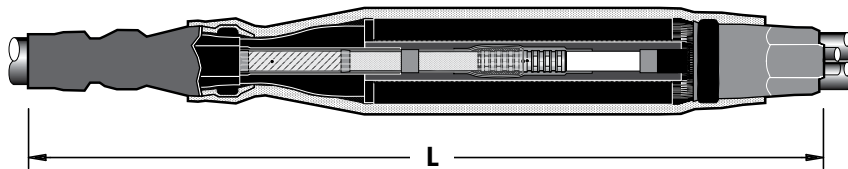
The cables are prepared and aligned.

Stress grading mastic covers the screen cut area and the connector, that can be either crimp or mechanical type.

Stress control and dual wall screened insulating tubing complete the joint body.

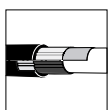

Screening is restored on each core.

The outer protection is restored with adhesive lined medium or heavy wall tubing, and an additional insulating breakout seals the three single core cable side.

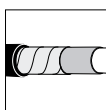


Type tested acc.:
Cenelec HD 629.1 S2
IEC 60502-4

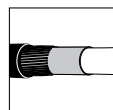
voltage Um kV	type	application range sez. (mm ²)	L (mm)
17	17GTS3.1.95W	25-95	1200
17	17GTS3.1.240W	95-240	1400
17	17GTS3.1.400W	240-400	1600
24	24GTS3.1.50W	25-50	1400
24	24GTS3.1.240W	50-240	1600
24	24GTS3.1.400W	150-400	1800
36	36GTS3.1.95W	25-95	1400
36	36GTS3.1.240W	70-240	1600
36	36GTS3.1.400W	185-400	1800
42	42GTS3.1.50W	25-95	1400
42	42GTS3.1.240W	70-240	1600
42	42GTS3.1.400W	185-400	1800



For cables with AL foil screen/ vapor screen please contact our sales office.



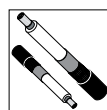
Please add a the letter "A" at the end of the product code for cables with Cu tape screen.



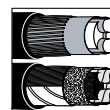
Earth kit included for cables with wire screens.




For other cable types please contact our sales office.



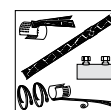
Please contact our sales office when inquiring joints for same type cables with different cross sections.



Various earth connection design solutions exist for armoring. For exact details contact our sales office.



Design accommodates various connector/ferrule types.



Various earth connection kits are available for screen connection. For exact details contact our sales office.

GTC3 K/KB

HEAT-SHRINKABLE MV STRAIGHT JOINTS FOR THREE CORE PAPER INSULATED (MIND, BELTED), COMMON LEAD SHEATHED WITH ARMOR GTC3 K, OR INDIVIDUALLY LEAD SHEATHED CABLES GTC3 KB
Up to 19/33 (36) kV

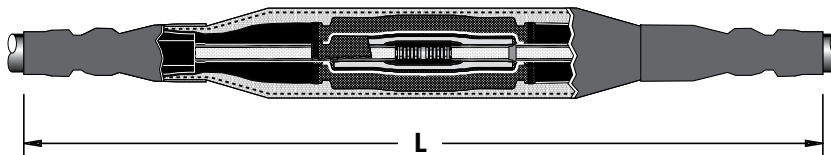
Application

The GTC3 joints are designed to for belted MIND insulated cables with common lead sheath or individually lead sheathed cables with amour up to Umax 36kV.

Technical characteristics

The joint construction converts the cables into plastic insulated cables with oil resistant tubing that cover the cores. The screen cut area, gaps, and the connector is covered with stress grading mastic. Stress control tube and screened insulating tube is used to make the joint body. The 36kV joint has an additional insulating tube added to the kit. Screening and armoring is restored, armour kits will vary depending on the cable construction. The joint is covered with medium or heavy wall adhesive lined tubing depending on market requirements.

The "KB" joints are designed for HSL type cables with 3 lead sheaths.

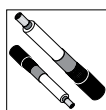


Type tested acc.:
Cenelec HD 629.2 S2
IEC 60502-5

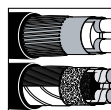
voltage Um kV	type	application range sez. (mm ²)	L (mm)
17	17GTC3.95K	25-95	1200
17	17GTC3.120K	50-120	1400
17	17GTC3.240K	95-240	1600
17	17GTC3.400K	240-400	1400
24	24GTC3.50K	25-50	1600
24	24GTC3.240K	50-240	1800
24	24GTC3.400K	150-400	1800
36	36GTC3.95K	35-95	1600
36	36GTC3.240K	70-240	1800
36	36GTC3.400K	150-400	2100
24	24GTC3.50KB	25-50	1600
24	24GTC3.240KB	50-240	1800
24	24GTC3.400KB	150-400	2100
36	36GTC3.95KB	35-95	1600
36	36GTC3.240KB	70-240	1800
36	36GTC3.400KB	150-400	2100



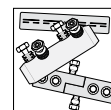
For other cable types please contact our sales office.



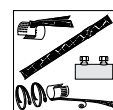
Please contact our sales office when inquiring joints for same type cables with different cross sections.



Various earth connection design solutions exist for armoring. For exact details contact our sales office.



Design accommodates various connector/ferrule types.



Various earth connection kits are available for screen connection. For exact details contact our sales office.

GTM3 K/KB

HEAT-SHRINKABLE MV TRANSITION JOINTS FROM 3x SINGLE CORE POLYMERIC CABLES TO 3x MIND (PILC) COMMON LEAD SHEATHED ARMORED CABLES GTM3 K, OR INDIVIDUALLY LEAD SHEATHED CABLES GTM3 KB Up to 19/33 (36) kV

Application

GTM3 transition joints are designed to connect 3 core cables with extruded insulation to 3 core lead sheathed MIND (PILC) paper insulated cables with or without armor.

Technical characteristics

The paper side is converted to plastic cable, utilizing an oil resistant tube a conductive tubing and 3 finger conductive breakout.

The connectors, either crimp or shear bolt type as well as the screen cut area are covered by stress grading mastic.

Stress control and dual wall screened insulating tube complete the joint body.

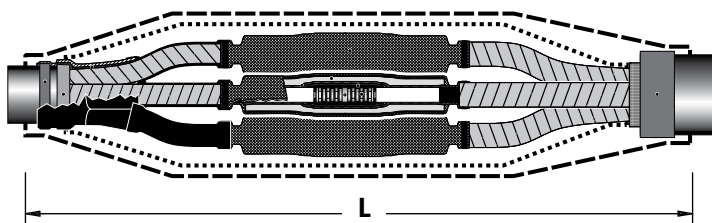
An additional insulating tube is added for 36kV and above.

Shielding is restored on the joint.

Canister rebuilds the mechanical protection for armored cables.

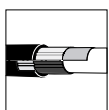
The outer jacket is restored with either medium or heavy wall adhesive coated tubing depending on market specification.

The "KB" joints are designed for HSL type cable with 3 lead sheaths.

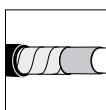


Type tested acc.:
Cenelec HD 629.2 S2
IEC 60502-5

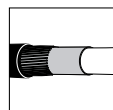
voltage Um kV	type	application range sez. (mm ²)	L (mm)
17	17GTM3.95K	25-95	1200
17	17GTM3.240K	95-240	1400
17	17GTM3.400K	240-400	1600
24	24GTM3.50K/KB	25-50	1400
24	24GTM3.240K/KB	50-240	1600
24	24GTM3.400K/KB	150-400	1800
36	36GTM3.95K/KB	35-95	1400
36	36GTM3.240K/KB	70-240	1600
36	36GTM3.400K/KB	150-400	1800



For cables with AL foil screen/ vapor screen please contact our sales office.



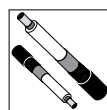
Earth kit included for cables with tape screens.



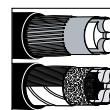
Earth kit included for cables with wire screens.




For other cable types please contact our sales office.



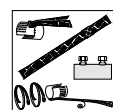
Please contact our sales office when inquiring joints for same type cables with different cross sections.



Various earth connection design solutions exist for armoring. For exact details contact our sales office.



Design accommodates various connector/ferrule types.



Various earth connection kits are available for screen connection. For exact details contact our sales office.

HEAT-SHRINKABLE MV TRANSITION JOINTS FOR 3X SINGLE CORE POLYMERIC CABLES TO THREE CORE MIND (PILC) WITH OR WITHOUT ARMOR
Up to 19/33 (36) kV

Application

GTM3.1W transition joints are designed to connect 3 single core extruded insulation cables to 3 core MIND (PILC) paper insulated cables belted up to Umax 36kV with or without armor.

Technical characteristics

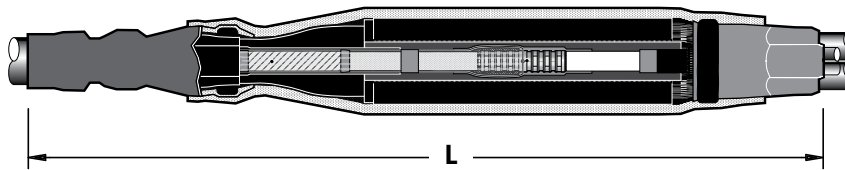
The paper side is converted to plastic cable, utilizing an oil resistant tube a conductive tubing and 3 finger conductive breakout.

The connectors, either crimp or shear bolt type as well as the screen cut area are covered by stress grading mastic.

Stress control and dual wall screened insulating tube complete the joint body.

Shielding is restored on the joint.

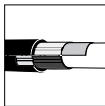
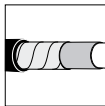
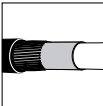

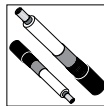
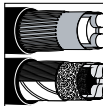
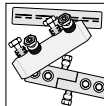
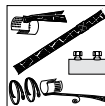
The outer jacket is restored with either medium or heavy wall adhesive coated tubing while an insulating 3 finger breakout seals the joint on the single core side.



Type tested acc.:
Cenelec HD 629.2 S2
IEC 60502-5

voltage Um kV	type	application range sez. (mm ²)	L (mm)
17	17GTM3.1.95W	25-95	1200
17	17GTM3.1.240W	95-240	1400
17	17GTM3.1.400W	240-400	1600
24	24GTM3.1.50W	25-50	1400
24	24GTM3.1.240W	50-240	1600
24	24GTM3.1.400W	150-400	1800
36	36GTM3.1.95W	35-95	1400
36	36GTM3.1.240W	70-240	1600
36	36GTM3.1.400W	150-400	1800



							
<p>For cables with AL foil screen/ vapor screen please contact our sales office.</p>	<p>Please add a the letter "A" at the end of the product code for cables with Cu tape screen.</p>	<p>Earth kit included for cables with wire screens.</p>	<p>For other cable types please contact our sales office.</p>	<p>Please contact our sales office when inquiring joints for same type cables with different cross sections.</p>	<p>Various earth connection design solutions exist for armoring. For exact details contact our sales office.</p>	<p>Design accommodates various connector/ferrule types.</p>	<p>Various earth connection kits are available for screen connection. For exact details contact our sales office.</p>

TAPED, RESIN INJECTED STRAIGHT THROUGH JOINTS FOR UNARMORED MV SINGLE CORE POLYMERIC CABLES

Up to 19/33 (36) kV

Application

GRS1 is a tape insulated joint with injected resin outer protection designed for unarmored plastic insulated cables.

Technical description

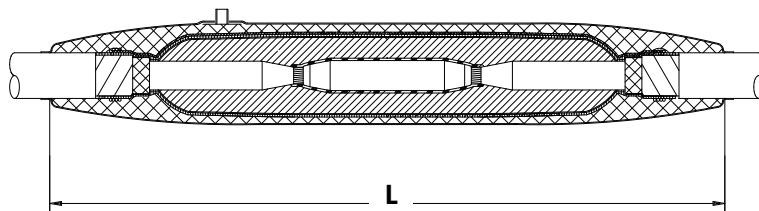
NGS semi-conductive rubber tape covers the connector.

NGA tape is used to build up the insulation thickness over the connector and the cores till the Cu screen wires.

NS spacer tape is applied to accommodate the resin.

NCT and NVC tapes create the outer protective layer.

Epoxy resin is used to fill the joint.



Meets specifications
CEI 20-62/1
Cenelec HD 629.1 S2

voltage Um kV	type	application range sez. (mm ²)	L (mm)
24	24GRS1.300	25 ÷ 300	630
24	24GRS1.630	400 ÷ 630	700
36	36GRS1.300	25 ÷ 300	740



For cables with AL foil screen/ vapor screen please contact our sales office.	Please add the letter "A" at the end of the product code for cables with Cu tape screen.	Earth kit included for cables with wire screens.	For other cable types please contact our sales office.	Please contact our sales office when inquiring joints for same type cables with different cross sections.	Various earth connection design solutions exist for armoring. For exact details contact our sales office.	Design accommodates various connector/ferrule types.	Various earth connection kits are available for screen connection. For exact details contact our sales office.

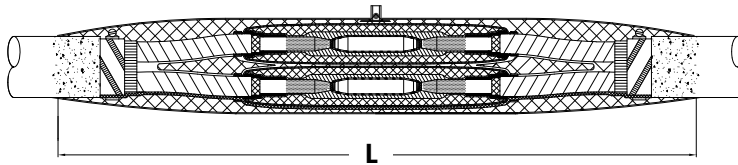
TAPED, RESIN INJECTED STRAIGHT THROUGH JOINTS FOR UNARMORED MV THREE CORE POLYMERIC CABLES
Up to U_{max} Up to 19/33 (36) kV

Application

GRS3 is a tape insulated, injected resin joint.
Designed to accommodate 3 core unarmored cables with extruded insulation.

Technical description

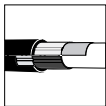
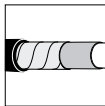
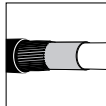

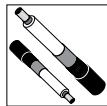
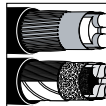
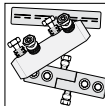

NGS semi-conductive rubber tape covers the connector.
NGA tape is used to build up the insulation thickness over the connector and the cores till the Cu screen wires.
NS spacer tape is applied to accommodate the resin.
NCT and NVC tapes create the outer protective layer.
Epoxy resin ISM45G is used to fill the joint.



Meets specifications
CEI 20-62/1
Cenelec HD 629.1 S2

voltage Um kV	type	application range sez. (mm ²)	L (mm)
24	24GRS3.95VT	25 ÷ 95	760
24	24GRS3.240VT	120 ÷ 240	840
24	24GRS3.300VT	150 ÷ 300	860
36	36GRS3.240VT	25 ÷ 240	1080



							
For cables with AL foil screen/ vapor screen please contact our sales office.	Please add a the letter "A" at the end of the product code for cables with Cu tape screen.	Earth kit included for cables with wire screens.	For other cable types please contact our sales office.	Please contact our sales office when inquiring joints for same type cables with different cross sections.	Various earth connection design solutions exist for armoring. For exact details contact our sales office.	Design accommodates various connector/ferrule types.	Various earth connection kits are available for screen connection. For exact details contact our sales office.